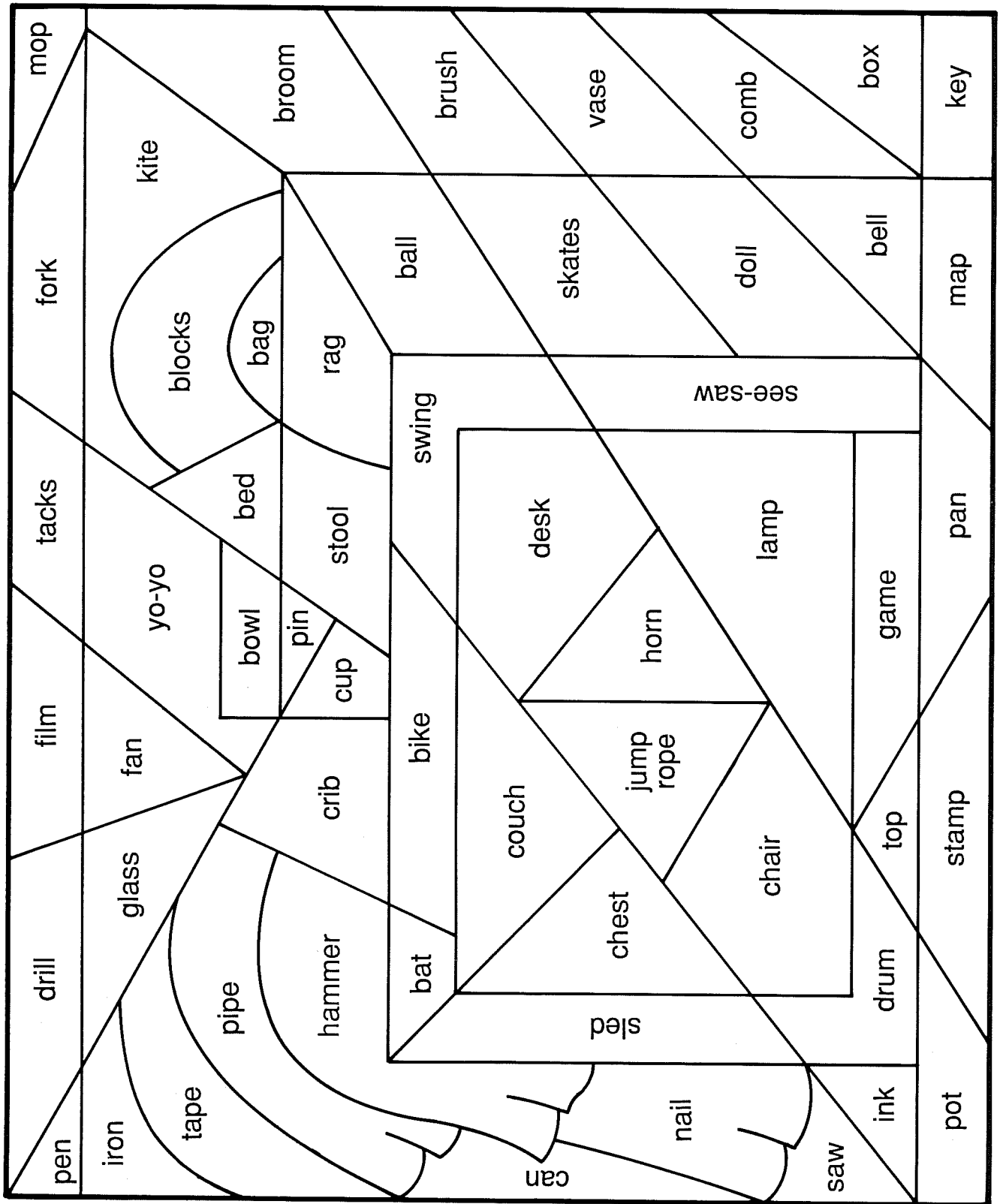


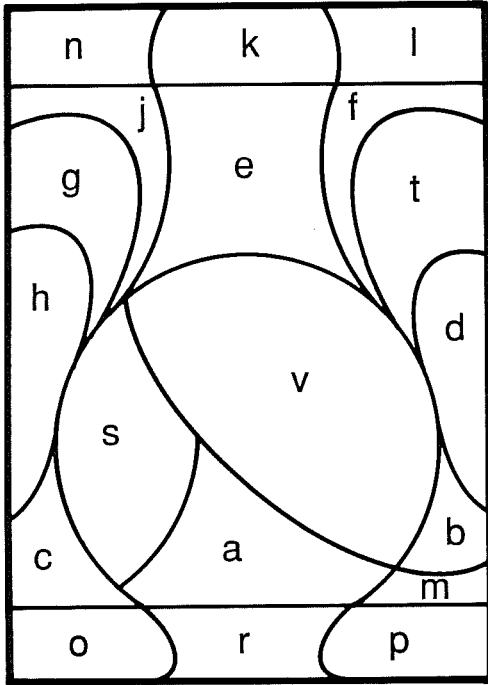
# Things We Use

## Color Codes



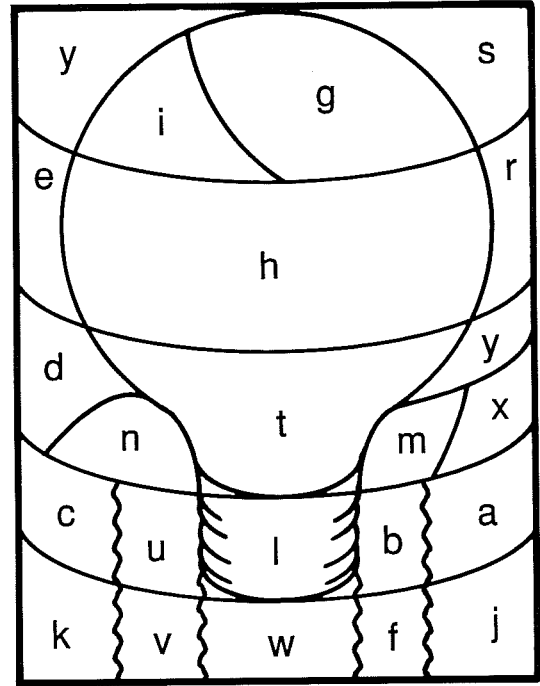
Color the picture according to this code: blue = furniture red = toys yellow = other things

# Hidden Pictures



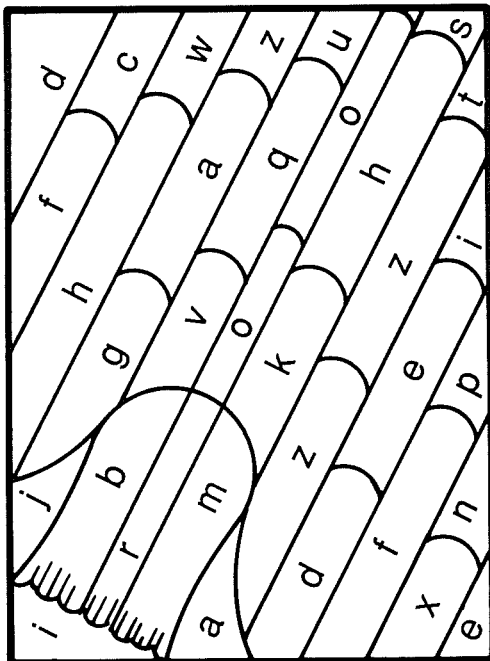
blue = e s v a

---



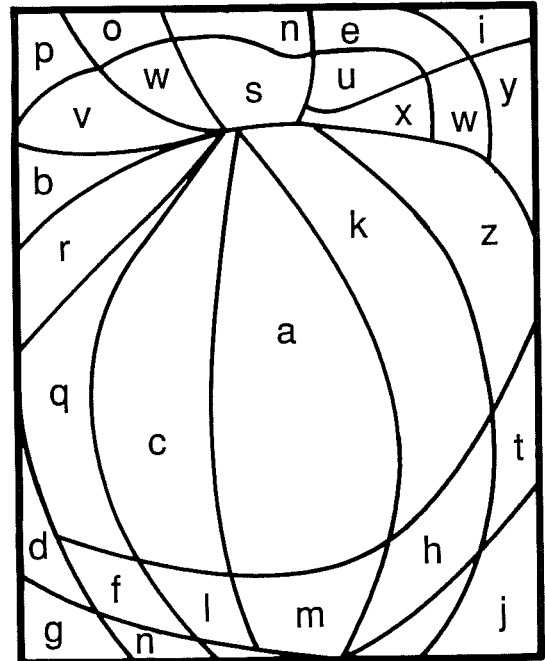
yellow = i g h t    gray = l

---



brown = o o    yellow = b r m

---

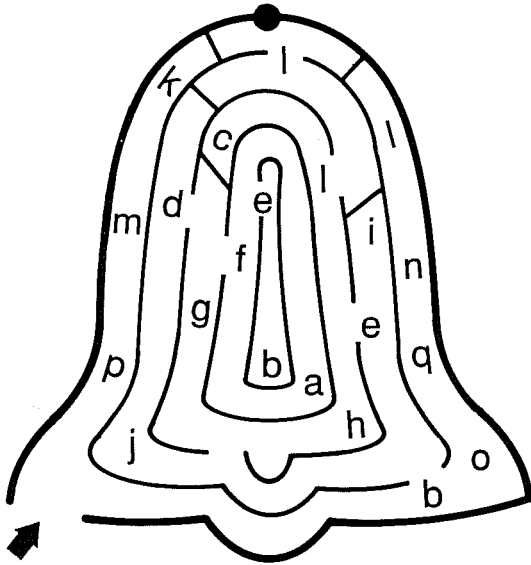


brown = s c a k

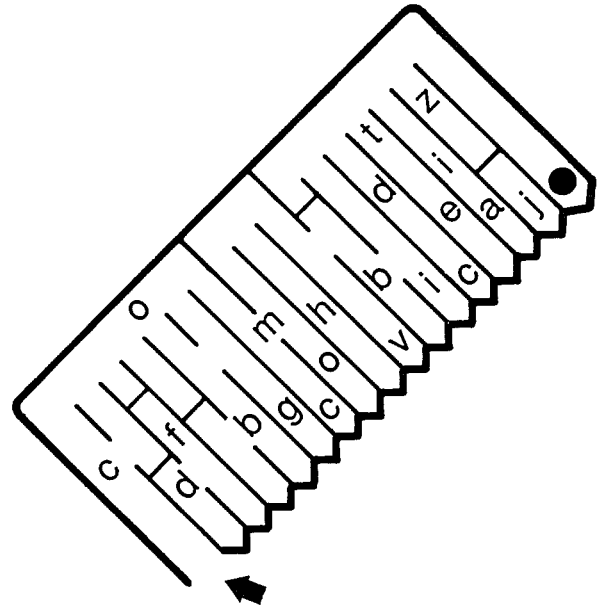
---

1. Color the hidden picture. Use the color code under the picture.
2. Unscramble the letters in the color code. On the line below the picture, write the word that describes it.

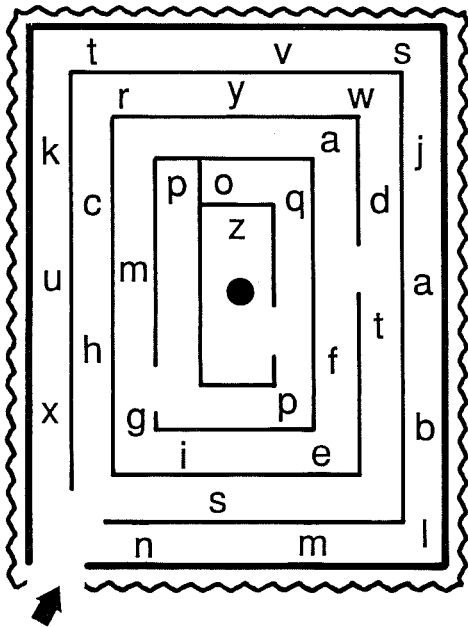
# Maze Words



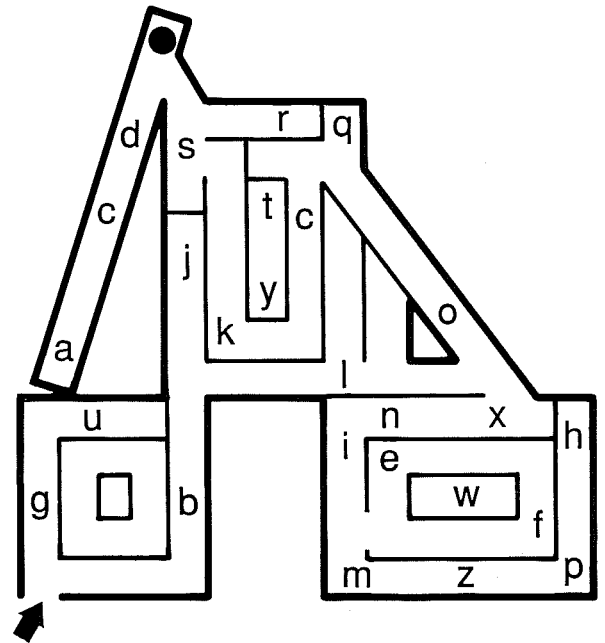

---




---




---





---

1. Draw a line from the arrow to the ball in each maze. Take the shortest path. Do not cross any lines.
2. On the line below the maze, write all the letters you crossed in your path. You have written the name of a thing we use. Read the word aloud.


# Scrambled Words




		○	
--	--	---	--



○		○	
---	--	---	--



○	○	○
---	---	---



	○	○	○
--	---	---	---




○	○			
---	---	--	--	--




○		
---	--	--



	○	
--	---	--

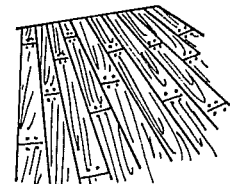
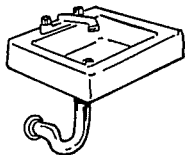


○	○	○	○
---	---	---	---




	○	
--	---	--

1. Write the names of the pictures in the boxes. Write one letter in each box.
2. Write the letters from the circle boxes on the line below the puzzle.  
Write the letters in order.
3. You have written the name of a thing we use. Match the answers with the pictures below.



# Crossword




**Across**

2



3



5




**Down**

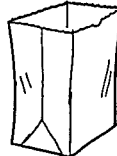
1



2




3



4






6





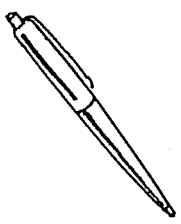
1. Find the number for each picture in the crossword puzzle. Notice that some words go across and some go down.
2. Write the name of the picture in the puzzle. Begin in the box with the number. Write one letter in each box.

# Rebus




P +  - N = \_\_\_\_\_

 - OT +  - F = \_\_\_\_\_

B +  - H = \_\_\_\_\_


 - G +  - N = \_\_\_\_\_

1. For each rebus, write the names of the pictures in order. Add and subtract the letters.
2. Write the answer on the line. Read it aloud.
3. Match the answers with the pictures below.

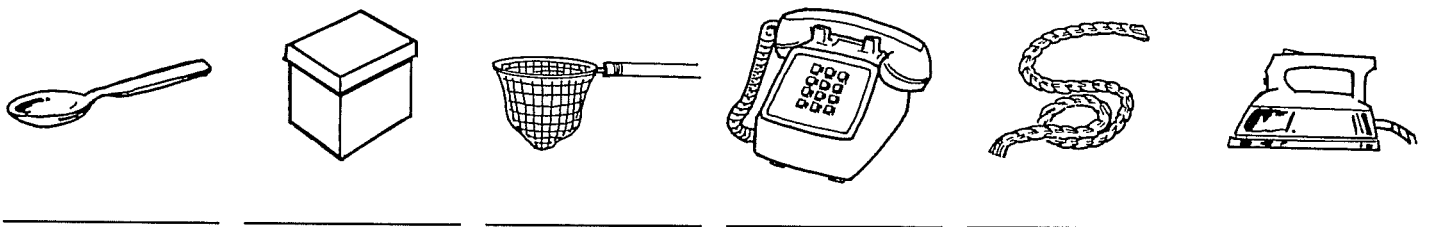


\_\_\_\_\_

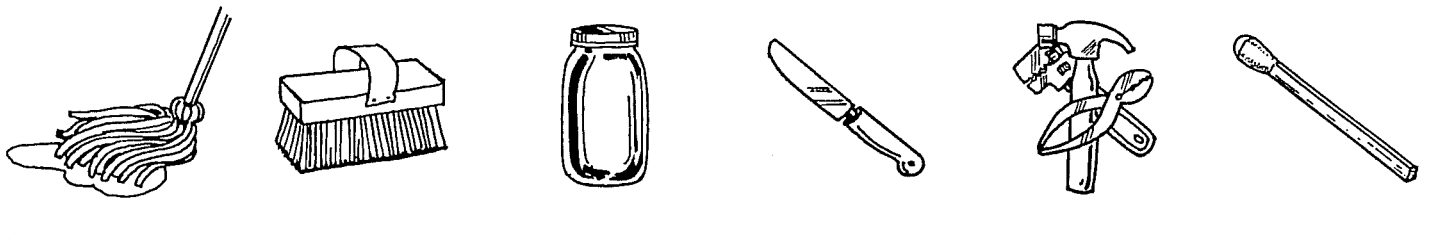
# Word Search



**Across**



**Down**



1. Circle the names of the pictures in the word search puzzle. Some words go across and some words go down.
2. Write the names of the pictures on the lines below them.